








































Schedule A
WDCB-FM (1374)
Glen Ellyn, IL

NFFS Excluded?

If you have an NFFS Exclusion, please click the "NFFS X" button, and enter your NFFS data.

Source of Income	2023 data	2024 data
1. Amounts provided directly and indirectly by federal government agencies	\$0	\$0
A. Grants for facilities and other capital purposes	\$0	\$0
B. Department of Education	\$0	\$0
C. Department of Health and Human Services	\$0	\$0
D. National Endowment for the Arts and Humanities	\$0	\$0
E. National Science Foundation	\$0	\$0
F. Other Federal Funds (specify)	\$0	\$0
2. Amounts provided by Public Broadcasting Entities	\$146,616	\$150,103
A. CPB - Community Service Grants	\$120,049	\$129,494
B. CPB - all other funds from CPB	\$26,567	\$20,609
C. PBS - all payments except copyright royalties and other pass-through payments. See Guidelines for details.	\$0	\$0
D. NPR - all payments except pass-through payments. See Guidelines for details.	\$0	\$0
E. Public broadcasting stations - all payments	\$0	\$0
F. Other PBE funds (specify)	\$0	\$0
3. Local boards and departments of education or other local government or agency sources	\$0	\$0
3.1 NFFS Eligible	\$0	\$0
A. Program and production underwriting	\$0	\$0
B. Grants and contributions other than underwriting	\$0	\$0
C. Appropriations from the licensee	\$0	\$0
D. Gifts and grants for facilities and equipment as restricted by the donor or received through a capital campaign (Radio only)	\$0	\$0
E. Gifts and grants received through a capital campaign but not for facilities and equipment	\$0	\$0
F. Other income eligible as NFFS (specify)	\$0	\$0
3.2 NFFS Ineligible	\$0	\$0
A. Rental income	\$0	\$0
B. Fees for services	\$0	\$0
C. Licensing fees (not royalties – see instructions for Line 15)	\$0	\$0
D. Gifts and grants for facilities and equipment as restricted by the donor or received through a capital campaign (TV only)	\$0	\$0
E. Other income ineligible for NFFS inclusion	\$0	\$0
4. State boards and departments of education or other state government or agency sources	\$18,540	\$23,362
4.1 NFFS Eligible	\$18,540	\$23,362
A. Program and production underwriting	\$0	\$0
B. Grants and contributions other than underwriting	\$18,540	\$23,362
C. Appropriations from the licensee	\$0	\$0
D. Gifts and grants for facilities and equipment as restricted by the donor or received through a capital campaign (Radio only)	\$0	\$0
E. Gifts and grants received through a capital campaign but not for facilities and equipment	\$0	\$0

F. Other income eligible as NFFS (specify)	\$0	\$0 
4.2 NFFS Ineligible	\$0	\$0 
A. Rental income	\$0	\$0 
B. Fees for services	\$0	\$0 
C. Licensing fees (not royalties – see instructions for Line 15)	\$0	\$0 
D. Gifts and grants for facilities and equipment as restricted by the donor or received through a capital campaign (TV only)	\$0	\$0 
E. Other income ineligible for NFFS inclusion	\$0	\$0 
5. State colleges and universities	\$0	\$0 
5.1 NFFS Eligible	\$0	\$0 
A. Program and production underwriting	\$0	\$0 
B. Grants and contributions other than underwriting	\$0	\$0 
C. Appropriations from the licensee	\$0	\$0 
D. Gifts and grants for facilities and equipment as restricted by the donor or received through a capital campaign (Radio only)	\$0	\$0 
E. Gifts and grants received through a capital campaign but not for facilities and equipment	\$0	\$0 
F. Other income eligible as NFFS (specify)	\$0	\$0 
5.2 NFFS Ineligible	\$0	\$0 
A. Rental income	\$0	\$0 
B. Fees for services	\$0	\$0 
C. Licensing fees (not royalties – see instructions for Line 15)	\$0	\$0 
D. Gifts and grants for facilities and equipment as restricted by the donor or received through a capital campaign (TV only)	\$0	\$0 
E. Other income ineligible for NFFS inclusion	\$0	\$0 
6. Other state-supported colleges and universities	\$0	\$0 
6.1 NFFS Eligible	\$0	\$0 
A. Program and production underwriting	\$0	\$0 
B. Grants and contributions other than underwriting	\$0	\$0 
C. Appropriations from the licensee	\$0	\$0 
D. Gifts and grants for facilities and equipment as restricted by the donor or received through a capital campaign (Radio only)	\$0	\$0 
E. Gifts and grants received through a capital campaign but not for facilities and equipment	\$0	\$0 
F. Other income eligible as NFFS (specify)	\$0	\$0 
6.2 NFFS Ineligible	\$0	\$0 
A. Rental income	\$0	\$0 
B. Fees for services	\$0	\$0 
C. Licensing fees (not royalties – see instructions for Line 15)	\$0	\$0 
D. Gifts and grants for facilities and equipment as restricted by the donor or received through a capital campaign (TV only)	\$0	\$0 
E. Other income ineligible for NFFS inclusion	\$0	\$0 
7. Private colleges and universities	\$0	\$0 
7.1 NFFS Eligible	\$0	\$0 
A. Program and production underwriting	\$0	\$0 
B. Grants and contributions other than underwriting	\$0	\$0 

C. Appropriations from the licensee	\$0	\$0	
D. Gifts and grants for facilities and equipment as restricted by the donor or received through a capital campaign (Radio only)	\$0	\$0	
E. Gifts and grants received through a capital campaign but not for facilities and equipment	\$0	\$0	
F. Other income eligible as NFFS (specify)	\$0	\$0	
7.2 NFFS Ineligible	\$0	\$0	
A. Rental income	\$0	\$0	
B. Fees for services	\$0	\$0	
C. Licensing fees (not royalties – see instructions for Line 15)	\$0	\$0	
D. Gifts and grants for facilities and equipment as restricted by the donor or received through a capital campaign (TV only)	\$0	\$0	
E. Other income ineligible for NFFS inclusion	\$0	\$0	
8. Foundations and nonprofit associations	\$0	\$0	
8.1 NFFS Eligible	\$0	\$0	
A. Program and production underwriting	\$0	\$0	
B. Grants and contributions other than underwriting	\$0	\$0	
C. Gifts and grants for facilities and equipment as restricted by the donor or received through a capital campaign (Radio only)	\$0	\$0	
D. Gifts and grants received through a capital campaign but not for facilities and equipment	\$0	\$0	
E. Other income eligible as NFFS (specify)	\$0	\$0	
8.2 NFFS Ineligible	\$0	\$0	
A. Rental income	\$0	\$0	
B. Fees for services	\$0	\$0	
C. Licensing fees (not royalties – see instructions for Line 15)	\$0	\$0	
D. Gifts and grants for facilities and equipment as restricted by the donor or received through a capital campaign (TV only)	\$0	\$0	
E. Other income ineligible for NFFS inclusion	\$0	\$0	
9. Business and Industry	\$122,422	\$175,732	
9.1 NFFS Eligible	\$122,422	\$175,732	
A. Program and production underwriting	\$122,422	\$175,732	
B. Grants and contributions other than underwriting	\$0	\$0	
C. Gifts and grants for facilities and equipment as restricted by the donor or received through a capital campaign (Radio only)	\$0	\$0	
D. Gifts and grants received through a capital campaign but not for facilities and equipment	\$0	\$0	
E. Other income eligible as NFFS (specify)	\$0	\$0	
9.2 NFFS Ineligible	\$0	\$0	
A. Rental income	\$0	\$0	
B. Fees for services	\$0	\$0	
C. Licensing fees (not royalties – see instructions for Line 15)	\$0	\$0	
D. Gifts and grants for facilities and equipment as restricted by the donor or received through a capital campaign (TV only)	\$0	\$0	
E. Other income ineligible for NFFS inclusion	\$0	\$0	
10. Memberships and subscriptions (net of membership bad debt expense)	\$813,972	\$837,071	
10.1 NFFS Exclusion – Fair market value of premiums that are not of insubstantial value	\$39,000	\$41,254	

10.2 NFFS Exclusion – All bad debt expenses from NFFS eligible revenues including but not limited to pledges, underwriting, and membership (unless netted elsewhere in Schedule A)	\$0	\$0
2023 data2024 data		
10.3 Total number of contributors.	6,201	5,766
11. Revenue from Friends groups less any revenue included on line 10	\$0	\$0
2023 data2024 data		
11.1 Total number of Friends contributors.	0	0
12. Subsidiaries and other activities unrelated to public broadcasting (See instructions)	\$0	\$0
A. Nonprofit subsidiaries involved in telecommunications activities	\$0	\$0
B. NFFS Ineligible – Nonprofit subsidiaries not involved in telecommunications activities	\$0	\$0
C. NFFS Ineligible – For-profit subsidiaries regardless of the nature of its activities	\$0	\$0
D. NFFS Ineligible – Other activities unrelated to public broadcasting	\$0	\$0
Form of Revenue	2023 data	2024 data
13. Auction revenue (see instructions for Line 13)	\$0	\$0
A. Gross auction revenue	\$0	\$0
B. Direct auction expenses	\$0	\$0
14. Special fundraising activities (see instructions for Line 14)	\$0	\$5,914
A. Gross special fundraising revenues	\$3,226	\$10,399
B. Direct special fundraising expenses	\$3,475	\$4,485
15. Passive income	\$0	\$0
A. Interest and dividends (other than on endowment funds)	\$0	\$0
B. Royalties	\$0	\$0
C. PBS or NPR pass-through copyright royalties	\$0	\$0
16. Gains and losses on investments, charitable trusts and gift annuities and sale of other assets (other than endowment funds)	\$0	\$0
A. Gains from sales of property and equipment (do not report losses)	\$0	\$0
B. Realized gains/losses on investments (other than endowment funds)	\$0	\$0
C. Unrealized gains/losses on investments and actuarial gains/losses on charitable trusts and gift annuities (other than endowment funds)	\$0	\$0
17. Endowment revenue	\$0	\$0
A. Contributions to endowment principal	\$0	\$0
B. Interest and dividends on endowment funds	\$0	\$0
C. Realized net investment gains and losses on endowment funds (if this is a negative amount, add a hyphen, e.g., "-1,765")	\$0	\$0
D. Unrealized net investment gains and losses on endowment funds (if this is a negative amount, add a hyphen, e.g., "-1,765")	\$0	\$0
18. Capital fund contributions from individuals (see instructions)	\$0	\$0
A. Facilities and equipment (except funds received from federal or public broadcasting sources)	\$0	\$0
B. Other	\$0	\$0
19. Gifts and bequests from major individual donors	\$162,876	\$152,815
2023 data2024 data		
19.1 Total number of major individual donors	78	76
20. Other Direct Revenue	\$213,417	\$198,838
DescriptionAmountTower rental\$184,796		
Exclusion DescriptionAmountRentals of studio space, equipment, tower,	\$184,796	

Description		Amount
Exclusion Description	Amount	
parking space		
Merchandise		\$14,042
Exclusion Description	Amount	
Sale of premiums	\$14,042	
Line 21. Proceeds from the FCC Spectrum Incentive Auction, interest and dividends earned on these funds, channel sharing revenues, and spectrum leases		
	\$0	\$0
A. Proceeds from sale in spectrum auction	\$0	\$0
B. Interest and dividends earned on spectrum auction related revenue	\$0	\$0
C. Payments from spectrum auction speculators	\$0	\$0
D. Channel sharing and spectrum leases revenues	\$0	\$0
E. Spectrum repacking funds	\$0	\$0
22. Total Revenue (Sum of lines 1 through 12, 13.A, 14.A, and 15 through 21)	\$1,481,069	\$1,548,320
Click here to view all NFFS Eligible revenue on Lines 3 through 9.		
Click here to view all NFFS Ineligible revenue on Lines 3 through 9.		
Adjustments to Revenue		
	2023 data	2024 data
23. Federal revenue from line 1.	\$0	\$0
24. Public broadcasting revenue from line 2.	\$146,616	\$150,103
25. Capital funds exclusion—TV (3.2D, 4.2D, 5.2D, 6.2D, 7.2D, 8.2D, 9.2D, 18A)	\$0	\$0
26. Revenue on line 20 not meeting the source, form, purpose, or recipient criteria	\$213,417	\$198,838
27. Other automatic subtractions from total revenue	\$42,226	\$45,739
A. Auction expenses – limited to the lesser of lines 13a or 13b	\$0	\$0
B. Special fundraising event expenses – limited to the lesser of lines 14a or 14b	\$3,226	\$4,485
C. Gains from sales of property and equipment – line 16a	\$0	\$0
D. Realized gains/losses on investments (other than endowment funds) – line 16b	\$0	\$0
E. Unrealized investment and actuarial gains/losses (other than endowment funds) – line 16c	\$0	\$0
F. Realized and unrealized net investment gains/losses on endowment funds – line 17c, line 17d	\$0	\$0
G. Rental income (3.2A, 4.2A, 5.2A, 6.2A, 7.2A, 8.2A, 9.2A)	\$0	\$0
H. Fees for services (3.2B, 4.2B, 5.2B, 6.2B, 7.2B, 8.2B, 9.2B)	\$0	\$0
I. Licensing Fees (3.2C, 4.2C, 5.2C, 6.2C, 7.2C, 8.2C, 9.2C)	\$0	\$0
J. Other revenue ineligible as NFFS (3.2E, 4.2E, 5.2E, 6.2E, 7.2E, 8.2E, 9.2E)	\$0	\$0
K. FMV of high-end premiums (Line 10.1)	\$39,000	\$41,254
L. All bad debt expenses from NFFS eligible revenues including but not limited to pledges, underwriting, and membership (Line 10.2)	\$0	\$0
M. Revenue from subsidiaries and other activities ineligible as NFFS (12.B, 12.C, 12.D)	\$0	\$0
N. Proceeds from spectrum auction and related revenues from line 21.	\$0	\$0
28. Total Direct Nonfederal Financial Support (Line 22 less Lines 23 through 27). (Forwards to line 1 of the Summary of Nonfederal Financial Support)	\$1,078,810	\$1,153,640
Comments		
Comment	Name	Date
		Status